

## New England Biolabs Certificate of Analysis



**Product Name:** MfeI  
**Catalog Number:** R0589L  
**Concentration:** 10,000 U/ml  
**Unit Definition:** One unit is defined as the amount of enzyme required to digest 1 µg of Lambda DNA in 1 hour at 37°C in a total reaction volume of 50 µl.  
**Lot Number:** 10052857  
**Expiration Date:** 08/2020  
**Storage Temperature:** -20°C  
**Storage Conditions:** 50 mM NaCl, 10 mM Tris-HCl (pH 7.4), 1 mM DTT, 0.1 mM EDTA, 50% Glycerol, 200 µg/ml BSA  
**Specification Version:** PS-R0589S/L v2.0

MfeI Component List			
NEB Part Number	Component Description	Lot Number	Individual QC Result
R0589LVIAL	MfeI	10052858	Pass
B7204SVIAL	CutSmart® Buffer	10053981	Pass

Assay Name/Specification	Lot # 10052857
<p><b>Blue-White Screening (Terminal Integrity)</b>            A sample of LITMUS38i vector linearized with a 10-fold excess of MfeI, religated and transformed into an E. coli strain expressing the LacZ beta fragment gene results in &lt;1% white colonies.</p>	Pass
<p><b>Endonuclease Activity (Nicking)</b>            A 50 µl reaction in CutSmart™ Buffer containing 1 µg of supercoiled pUC19 DNA and a minimum of 10 units of MfeI incubated for 4 hours at 37°C results in &lt;10% conversion to the nicked form as determined by agarose gel electrophoresis.</p>	Pass
<p><b>Exonuclease Activity (Radioactivity Release)</b>            A 50 µl reaction in CutSmart™ Buffer containing 1 µg of a mixture of single and double-stranded [<sup>3</sup>H] E. coli DNA and a minimum of 10 units of MfeI incubated for 4 hours at 37°C releases &lt;0.1% of the total radioactivity.</p>	Pass
<p><b>Ligation and Recutting (Terminal Integrity)</b>            After a 20-fold over-digestion of Lambda DNA with MfeI, &gt;95% of the DNA fragments can be ligated with T4 DNA ligase in 16 hours at 16°C. Of these ligated fragments, &gt;95% can be recut with MfeI.</p>	Pass


Assay Name/Specification	Lot # 10052857
<p><b>Non-Specific DNase Activity (16 Hour)</b> A 50 µl reaction in CutSmart™ Buffer containing 1 µg of Lambda DNA and a minimum of 30 Units of MfeI incubated for 16 hours at 37°C results in a DNA pattern free of detectable nuclease degradation as determined by agarose gel electrophoresis.</p>	<p><b>Pass</b></p>

This product has been tested and shown to be in compliance with all specifications.


---

Anthony Francis  
Production Scientist  
27 Aug 2019




---

Jay Minichiello  
Packaging Quality Control Inspector  
27 Sep 2019